


Nombre: _____

Las horas (2)




Pega la hora correcta en cada uno de los relojes.












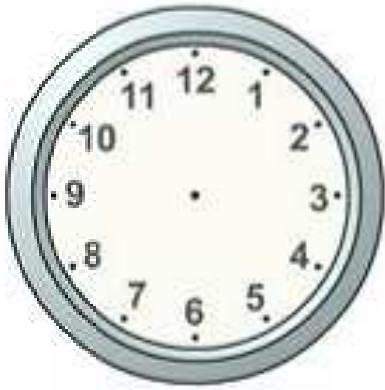








Draw The Clock Hands



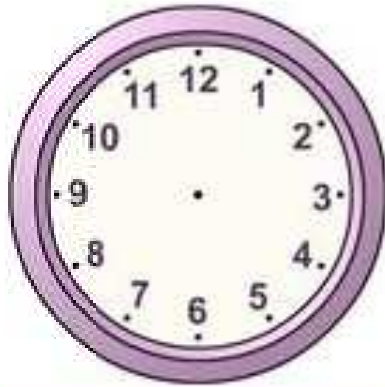
6:00



7:15



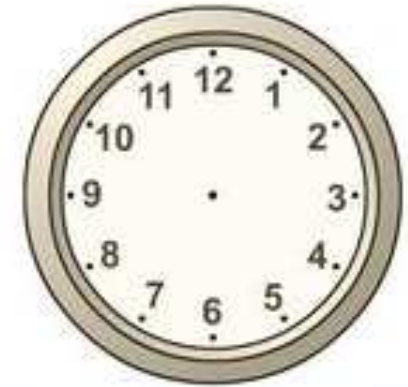
1:15



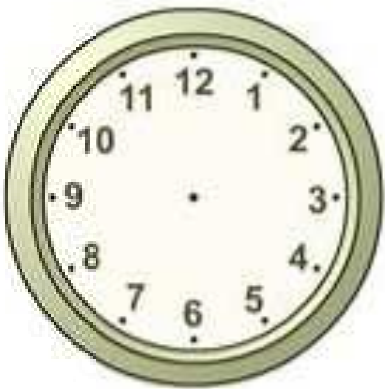
11:00



4:30



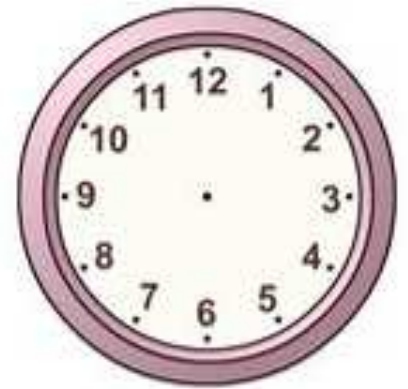
5:30



9:15

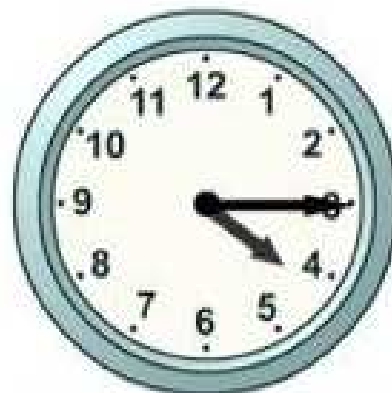

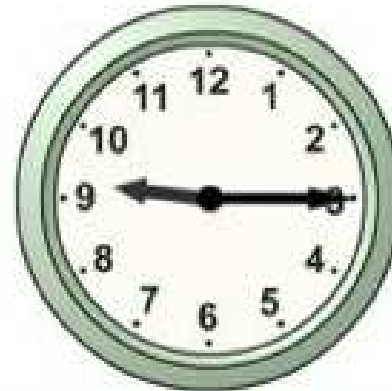
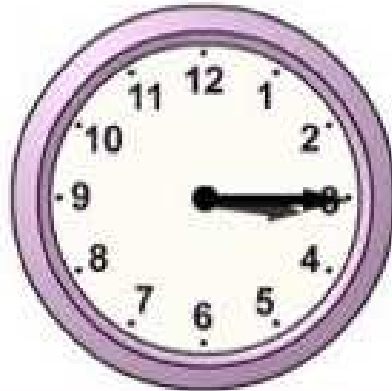
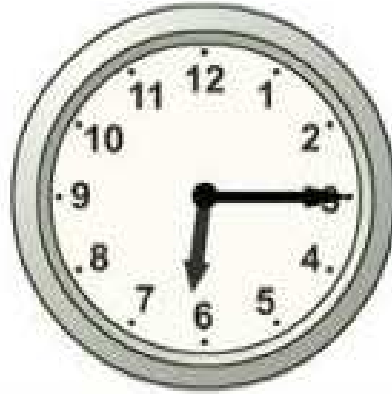
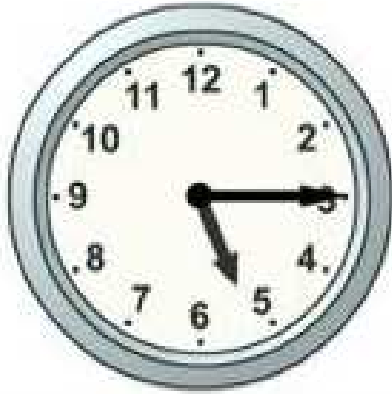


8:30



12:00

¿Qué hora es?



1

2


3



4

5

6



7

8


9



10

11

12








Name: _____

Be a Clock Wizard - Worksheet 1



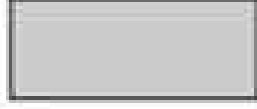








Print the time to the nearest minute for each clock:



Floating Through Time

Cut apart the cards below.

Glue each card under the matching clock.



©The McGraw-Hill Companies, Inc. • Teacher's Helper® • TERC/DOE • Dec./Jan. 2009-10

12:34	5:38	10:41	11:37	3:51	7:22
4:16	9:13	6:09	8:17	2:59	1:02